



700 t



165 m



102 m +  
96 m



230 t



90 t



375 t



8,7 m

# Blending worlds, merging types

## LR 1700-1.0

Raupenkran  
Crawler Crane

# LIEBHERR

Mobile and Crawler Cranes

# NEW

Vorläufig  
Preliminary



# Highlights

**Bester Raupenkran in der 600 – 750 t-Klasse**

**Best crawler crane in the 600 – 750 t class**

**Teile LR 1600/2**

Parts LR 1600/2

**H-KIT**

H-Kit

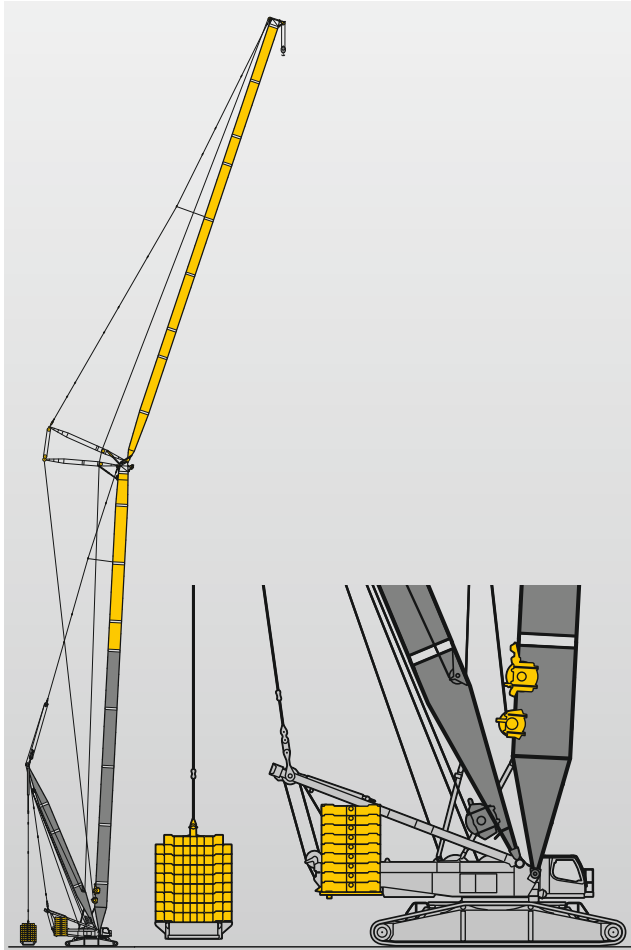
**Derricksystem**

Derrick system

**Grundmaschine**

Base machine





Teile = LR 1600/2 • Parts = LR 1600/2

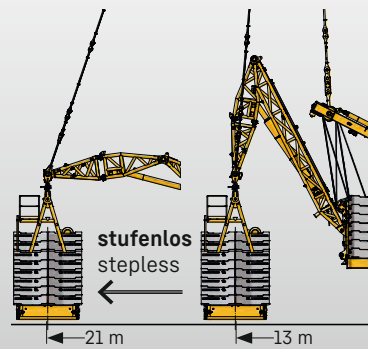
## Immer H-KIT Always H-KIT

- 3 x 3,5 m breite H-Teile
- Anlenkstück 3 m
- 3 x 3.5 m wide H components
- Base section 3 m




H-KIT • H-Kit

- Derrick: 36 m / 42 m
- Derrickballast: 375 t
- Derrickradius: 11 – 18 m
- V-Frame: 13 – 21 m
- VarioTray: 160 t



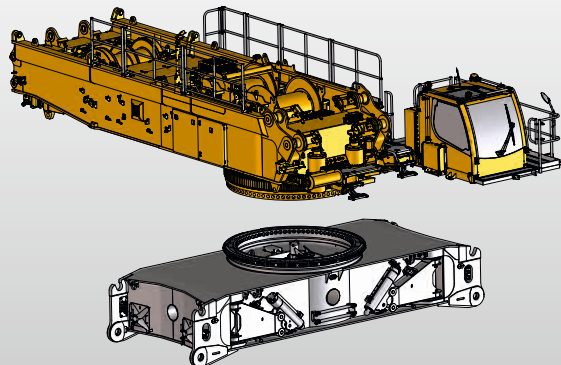
Gesamt: 375 t  
Total: 375 t



Modernstes Derricksystem • State of the art derrick system

- extrem steifes Grundgerät für 10 – 15 % mehr Traglast
- robuste Raupen für verschleißfreies Verfahren
- 4-fach Antrieb Serie

- Extremely stiff basic machine for 10 – 15 % higher lifting capacity
- Robust crawlers for wear-free travel
- 4-fold drive

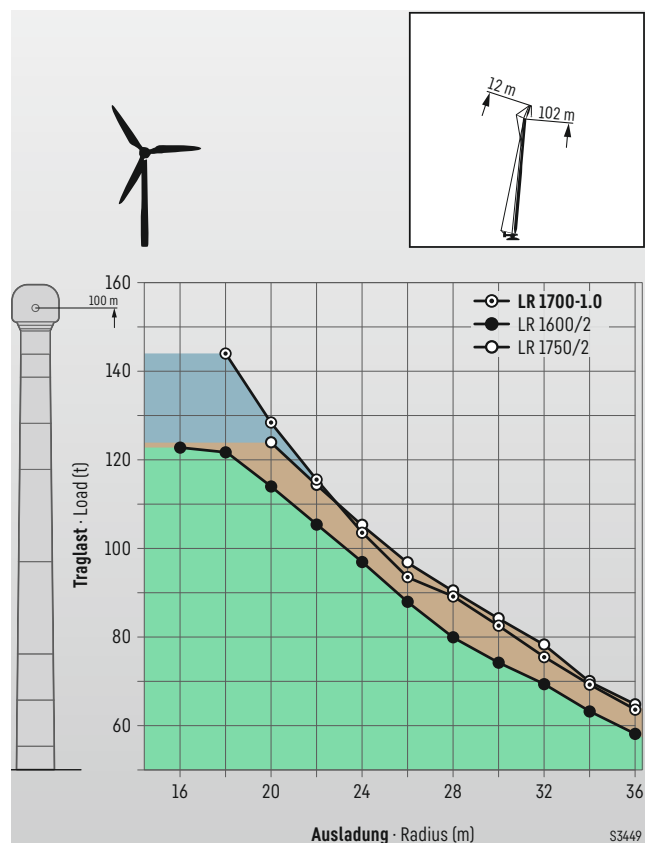
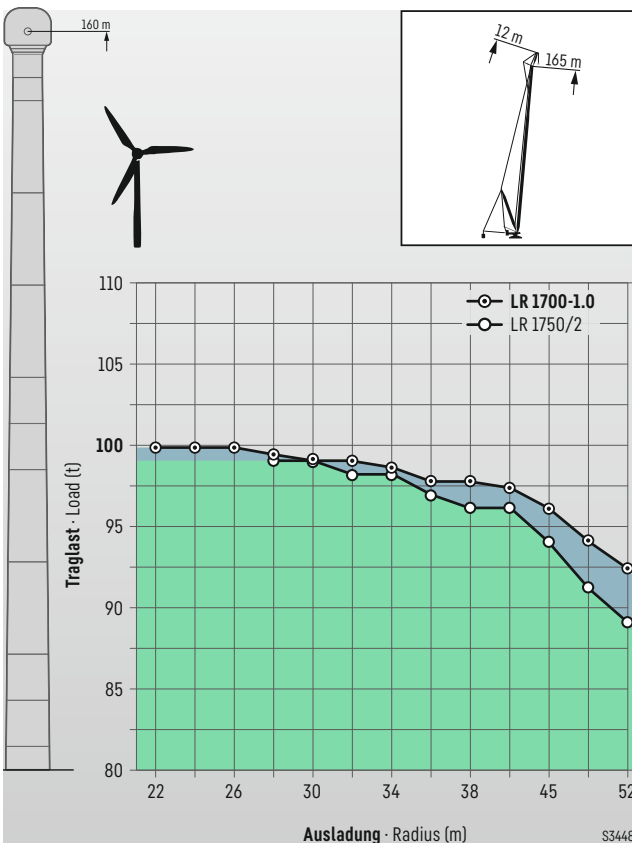
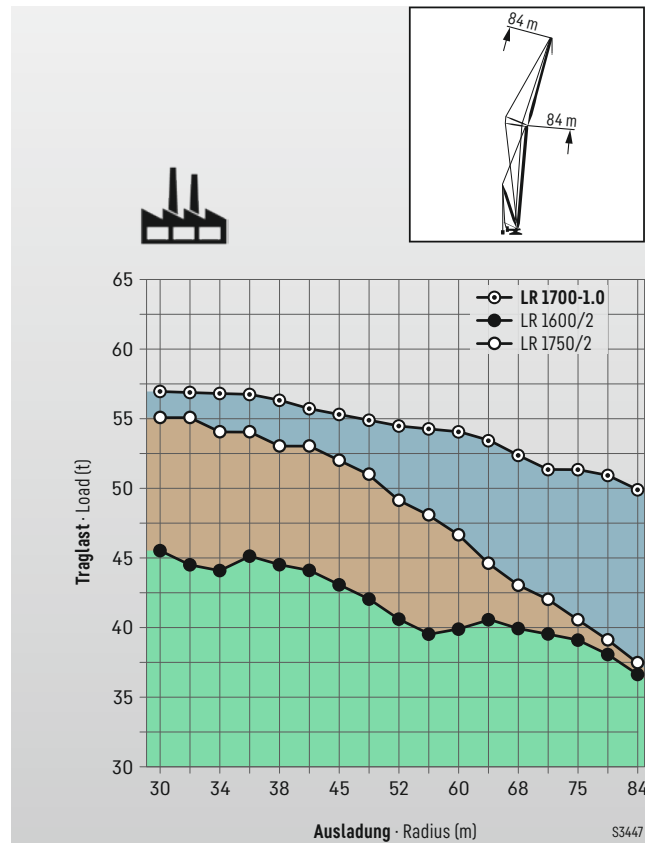
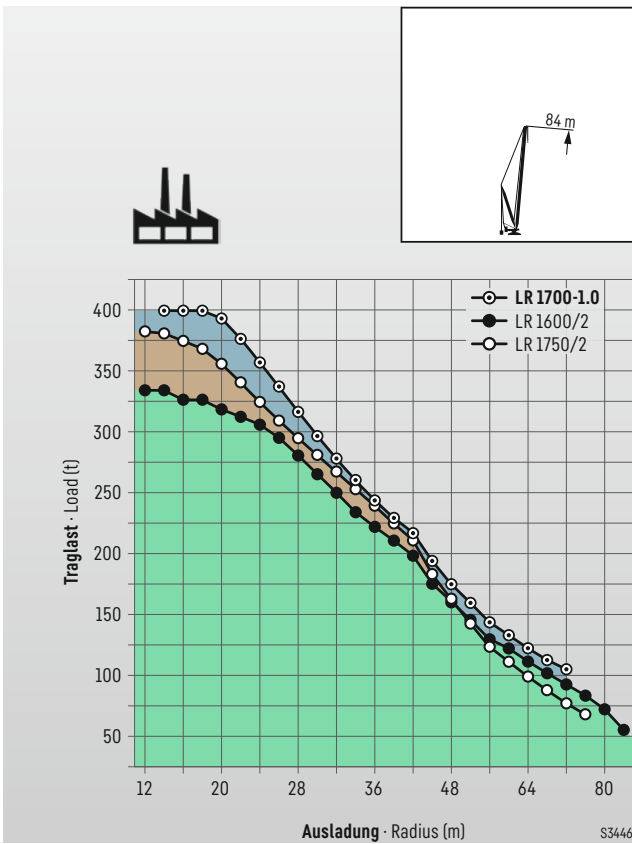


**NEW**

Überarbeitete Grundmaschine • Revised base machine

# Vergleiche Comparisons

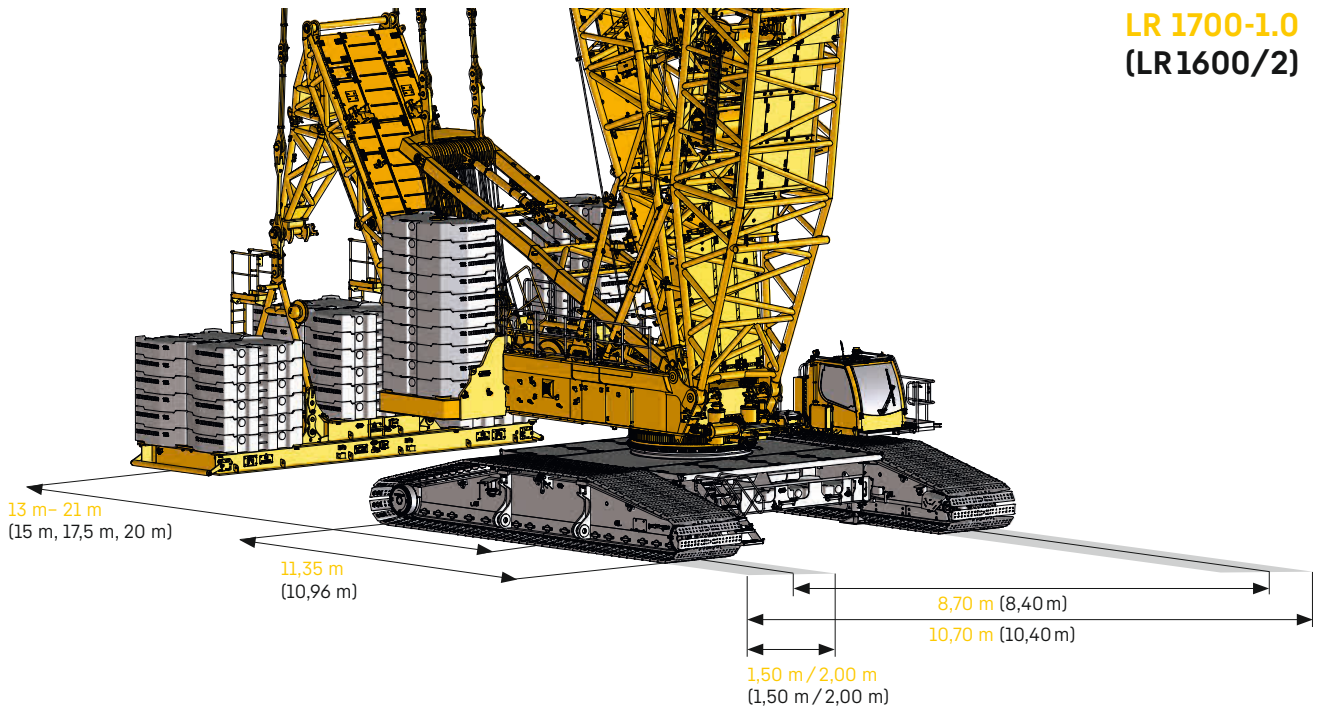
## Traglasten über LR 1750/2 Capacities beyond LR 1750/2



# Maße

## Dimensions

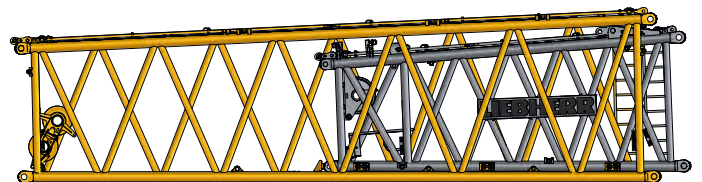
LR 1700-1.0  
(LR1600/2)



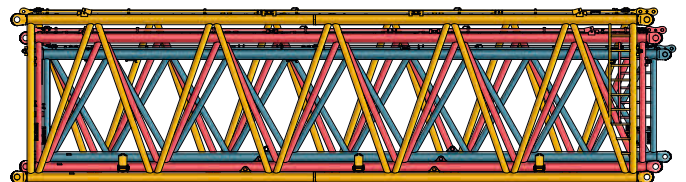
**3 x Transport >3,5 m<**  
3 x Transport >3,5 m<



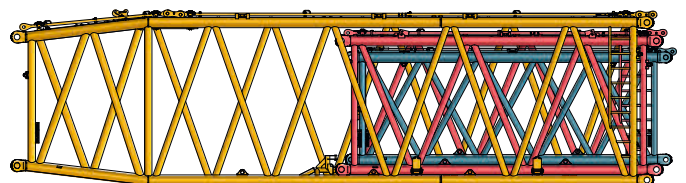
**H-12 m RO**  
+ SL-Reduzierstück  
+ SL-Reduction section



+ **H-12 m**  
+ **S-12 m**  
+ **LI-12 m**




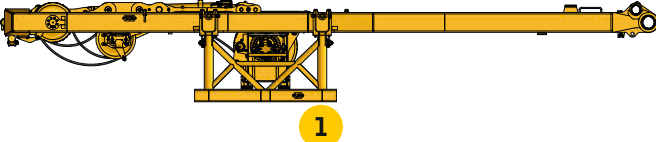
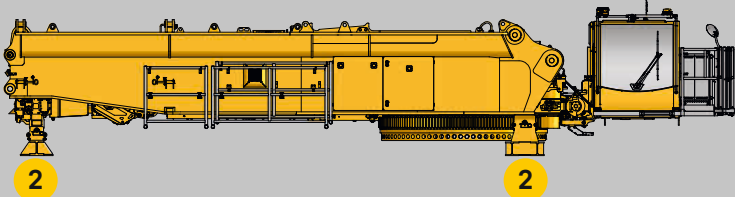
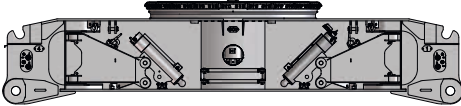

+ **H-12 m RU**  
+ **S-6 m**  
+ **LI-6 m**



Alle anderen Bauteile sind ≤ 3 m • All other components are ≤ 3 m

# Transportplan

## Transportation plan

Teil Part	Gewicht Weight				
<b>Winden 1 und 2 à 8,4 t</b> Winches 1 and 2 8,4 t each 	8,4 t + 8,4 t				
<b>SA-Bock inkl. Winde IV</b> SA-Frame incl. Winch IV 	17,5 t +1,6 t Transport- konsole transport bracket				
<b>Drehbühne ohne SA-Bock und Wenden</b> Superstructure without SA-frame and winches 	41 t (incl. QC) +1,2 t Transport- konsole transport bracket				
<b>Mittelteil</b> Middle section 	30 t				
<b>Raupenträger (4-fach, 2 m Platten)</b> Crawler track (4-fold, 2 m pads) 	2 x 43 t				
<b>Gesamt:</b> Total:	191,3 t	58,5 t	71 t	88,5 t	75,3 t
		+ Transportkonsole + transport bracket			

Änderungen vorbehalten · Subject to modification

Liebherr-Werk Ehingen GmbH · Postfach 1361 · 89582 Ehingen, Germany  
 Phone +49 73 91 5 02-0 · www.liebherr.com