

Mobilkran/Mobile Crane

LTM 1450-8.1

Schnelleinsatzkran
Fast-Erecting Crane



450 t



85 m



100 m



131 m



135 m



LIEBHERR

Mobilkran/Mobile Crane

LTM 1450-8.1

Starker 85 m Teleskopausleger
Strong 85 m Telescopic boom

Wippbare Gitterspitze 84 m
Luffing fly jib 84 m

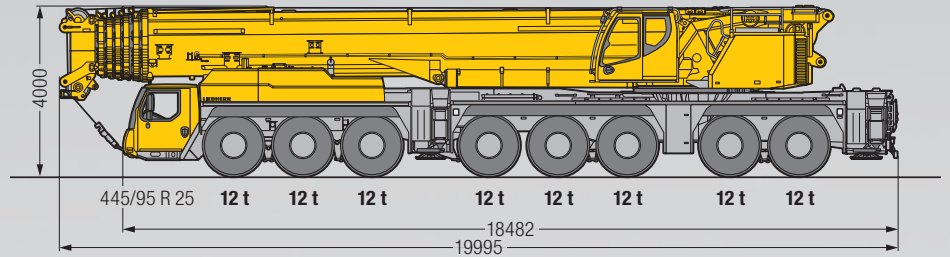
Klappspitze 35 m
Swing away jib 35 m

134 t VarioBallast

Liebherr Ein-Motor-Konzept
Liebherr Single-Engine Concept

Liebherr-8-Zylinder-Motor
Liebherr-8-cylinder engine

€COmode



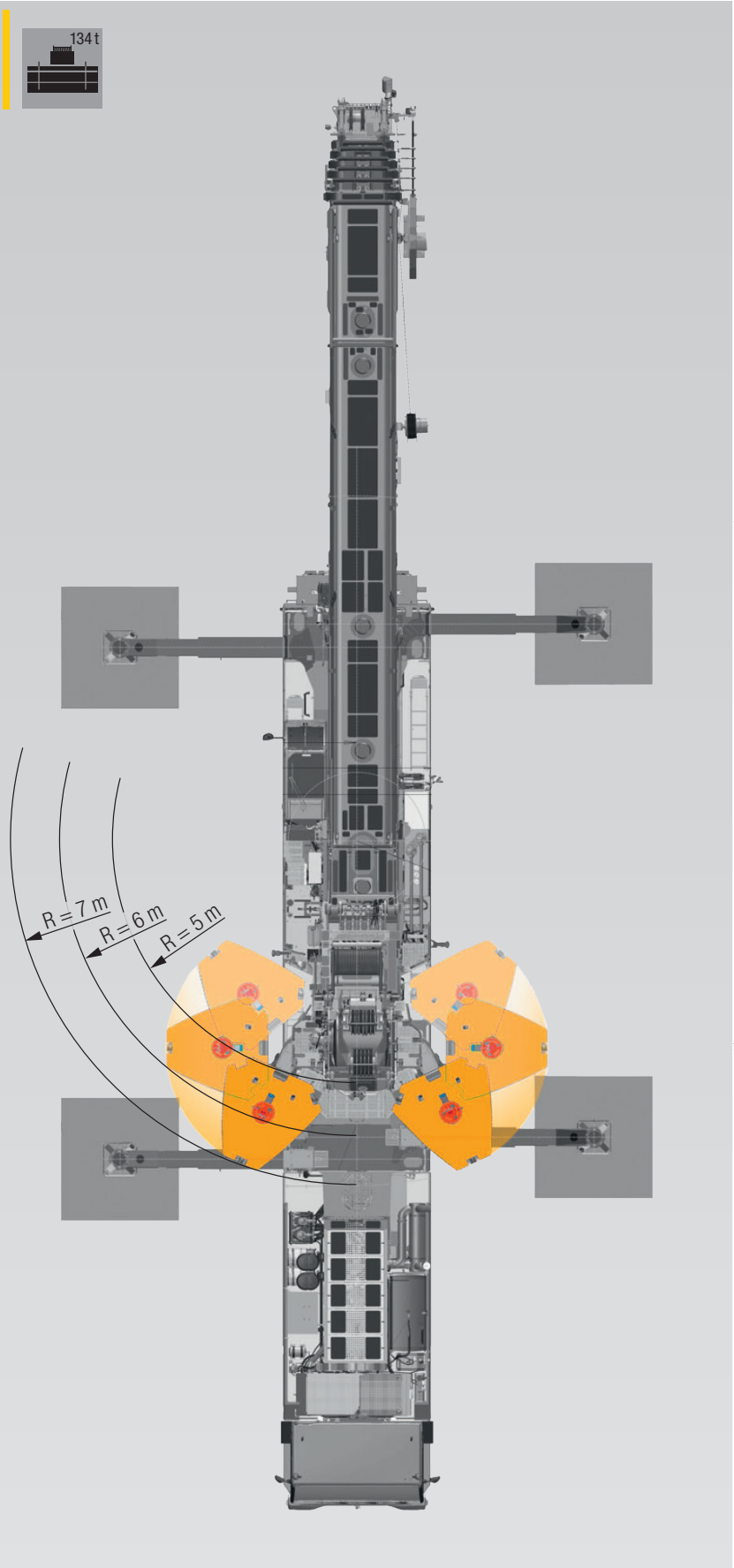


R_1 = Allradlenkung · All-wheel steering
 Bereifung · Tyres 445/95 R 25



VarioBallast/VarioBallast

LTM 1450-8.1



Liebherr Ein-Motor-Konzept/ Liebherr Single-Engine Concept

Liebherr-8-Zylinder-Motor

Liebherr-8-cylinder engine

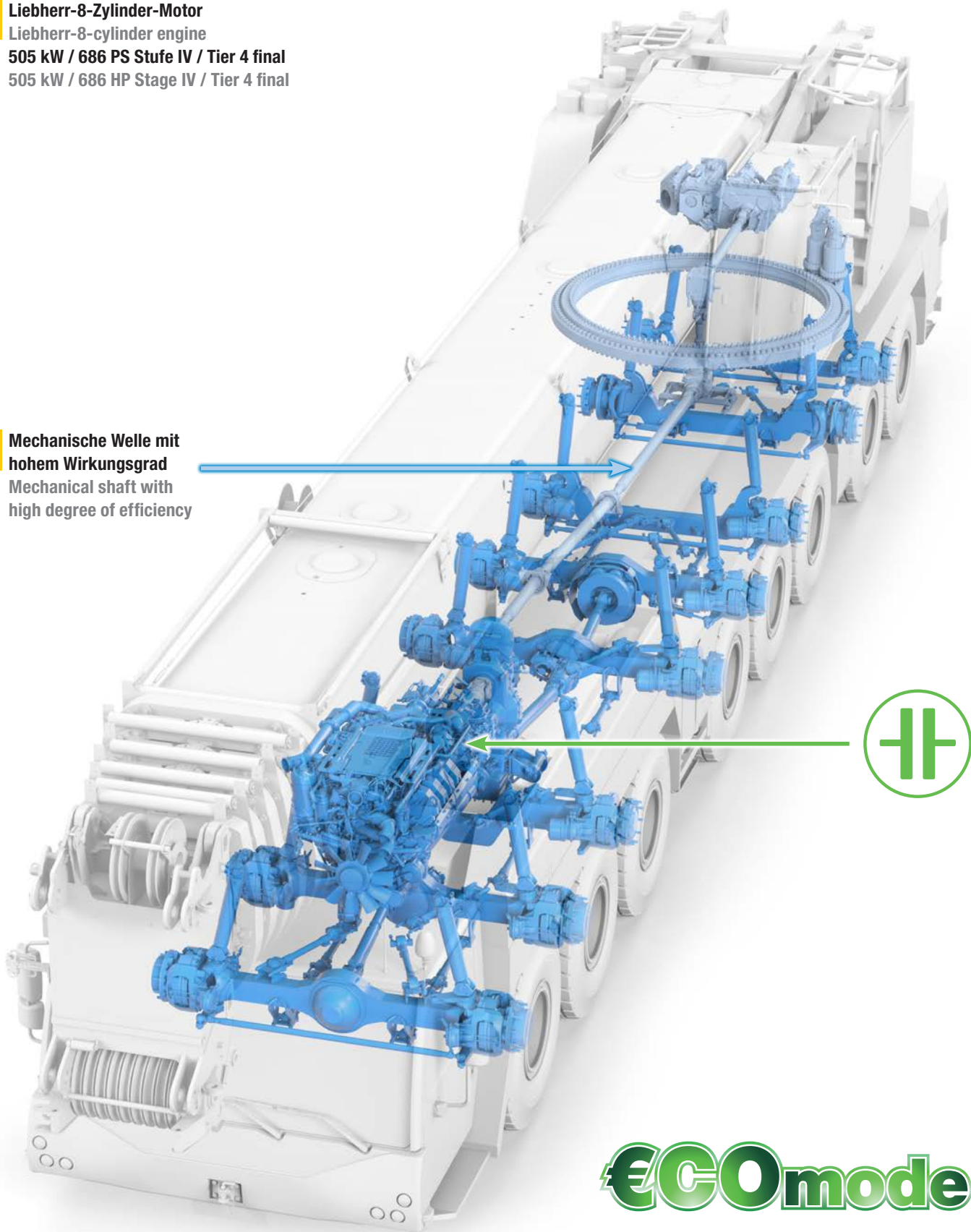
505 kW / 686 PS Stufe IV / Tier 4 final

505 kW / 686 HP Stage IV / Tier 4 final

Mechanische Welle mit

hohem Wirkungsgrad

Mechanical shaft with
high degree of efficiency



€COmode

Auslegersysteme/ Boom/jib combinations



S3012

Betriebsarten · Operating modes

K	Klappspitze · Swing away jib: Verstellung · Operating:	7 m – 35 m 0°; 10°; 20°; 40°
F	Feste Spitze · Fixed jib: Verstellung · Operating:	7 m – 56 m 0°; 10°; 20°; 40°
N	Wippbare Gitterspitze · Luffing fly jib:	14 m – 84 m

Änderungen vorbehalten / Subject to modification

Printed in Germany (1)

td-268-00-de03-2016

Liebherr-Werk Ehingen GmbH

Postfach 1361, 89582 Ehingen, Germany

☎ +49 73 91 5 02-0, Fax +49 73 91 5 02-33 99

www.liebherr.com, E-mail: info.lwe@liebherr.com

www.facebook.com/LiebherrConstruction